

ACCURACY



HARMONY



BALANCE

WA 55

DOOR & WINDOW SYSTEM

The WA55 system is designed for non-insulated door and window applications. It is a system that can be used between 4mm-40mm glass and glazing with venetian blind.

With its elegant profile structure and durability, it can be used at the entrance and exit doors of the building.

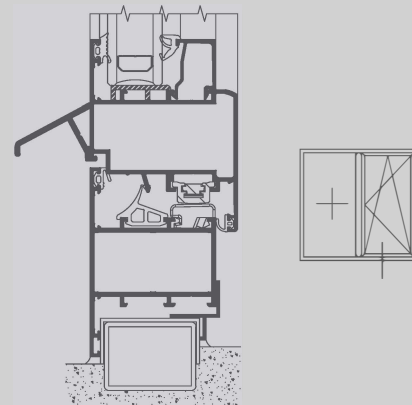
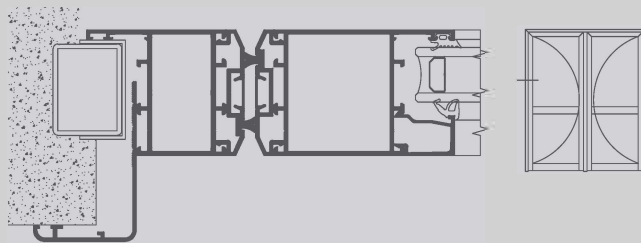
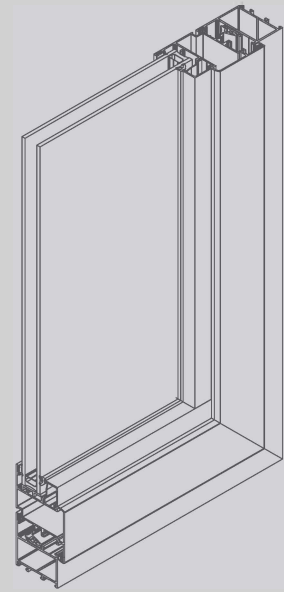
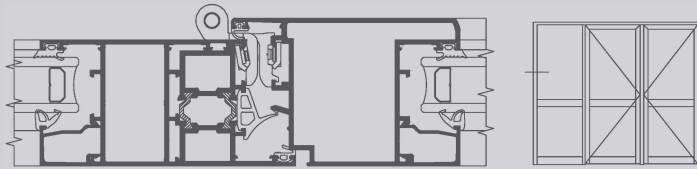
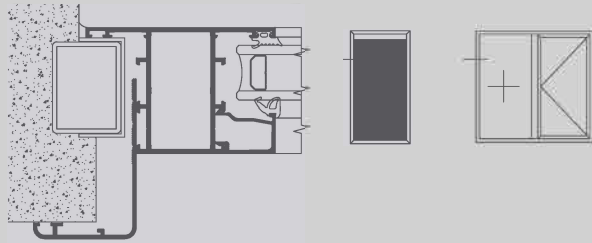
System profiles are designed according to the Eurogrove channel structure. You can use all opening accessories with a wide range of accessory application options. It is compatible with Amanos CWA 50 systems.



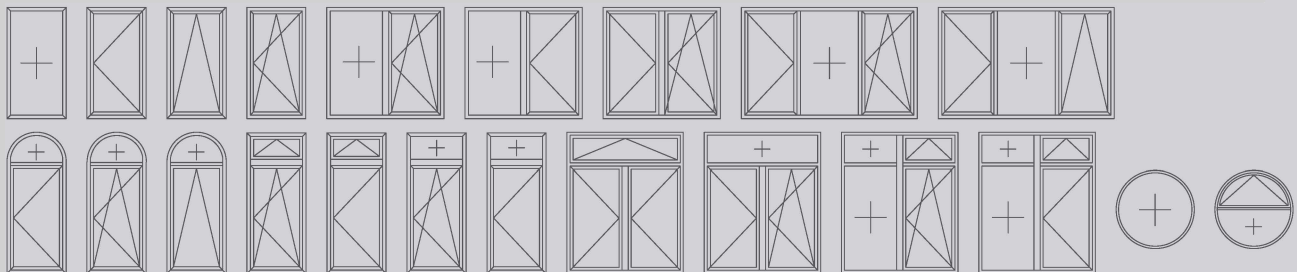
AMANOS
aluminium systems

WA 55

DOOR & WINDOW SYSTEM



WINDOW OPENING TYPES



DOOR OPENING TYPES

